



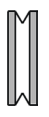




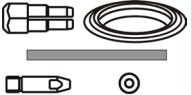


ML 161 i

Wire	Inlet guide	Wire dia.	Wire roll	Wire roll size	Nipple torch	O-ring	Liner torch	Contact tip	Kit
	 Pos. 33				 Pos. 15	 Pos. 19	 Pos. 9+10	 Pos. 3	
FE	Steel liner 80160153*	0.6	82046229	0.6-0.8 V	80100006	43571001	80160520	80130201	
		0.8	82046230	0.8-1.0 V	80100815*	43571001	80160521*	80130202*	
		1.0	82046230	0.8-1.0 V	80100815*	43571001	80160521*	80130203	
ALU/CuSi 3%	Plastic liner 80160152	1.0	82046232	0.8-1.0 U	80100006	43571001	80160560	80130103	81100137
Stainless	80160152	0.8	82046230	0.8-1.0 V	80100006	43571001	80160700	80130202	81100138
FCW Innershield	Steel liner 80160153*	0.9	82046230	0.8-1.0 V	80100815*	43571001	80160521*	80130103	
Pos. = Machine spare parts list					Pos. = Torch spare parts list				

* Standard equipment

